

Keisokki

KEISOKKI Tri Chord Clearer *flex*


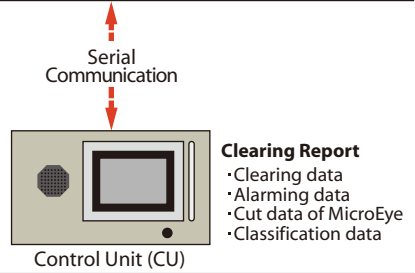
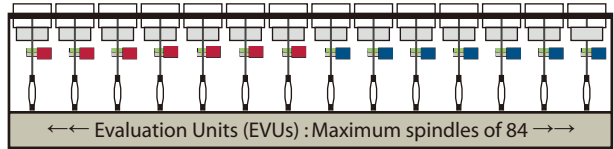
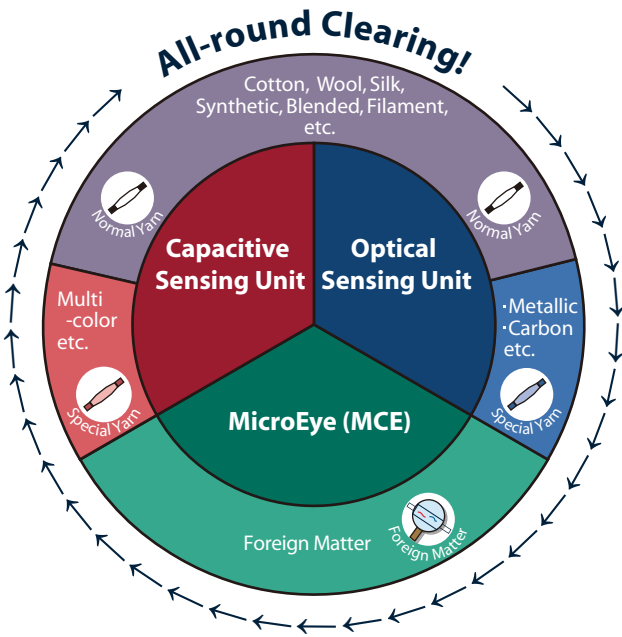
Capacitive + Optical + Foreign Matter Sensors

Yarn clearing system

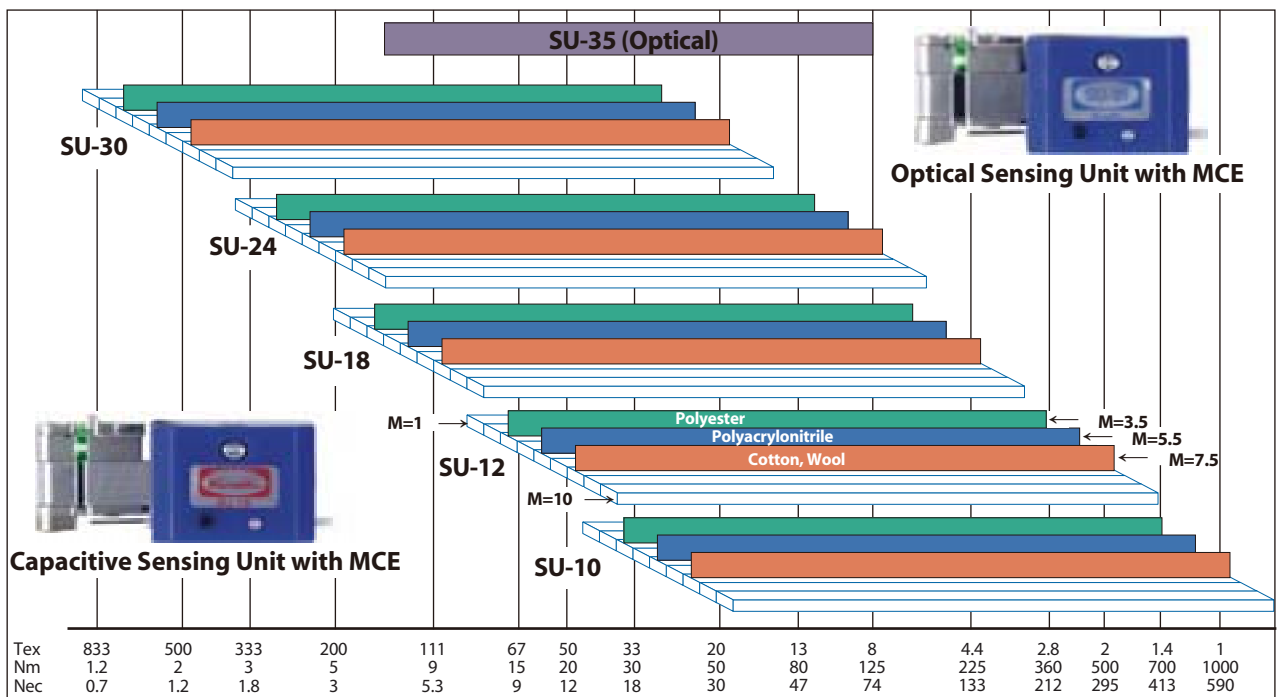


Tri Chord Clearer *flex*

Conventional and foreign fiber clearing



Applicable yarn count range for each type of sensing unit (SU)



Tri Chord Clearer *flex*

Control Unit (CU)

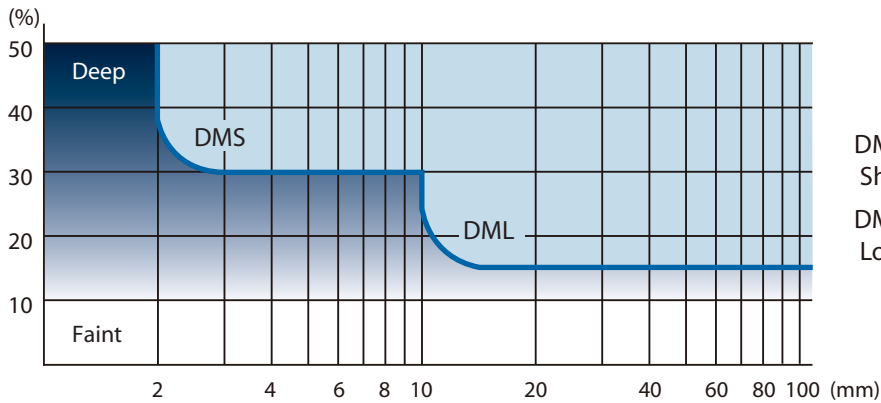


Mini Printer



MicroEye (MCE) Foreign Matter Sensor


MicroEye's clearing characteristics for colored foreign matters



DMS:
Short foreign matters in deep colors

DML:
Long foreign matters in faint colors

Colored foreign fibers detected and cut by MicroEye



Technical Data	
The values in parentheses represent setting intervals.	
System Configuration	
Control unit (CU)	Windows CE embedded, VGA color LCD monitor of touch screen
Sensing unit (SU)	Capacitive: SU-10, SU-12, SU-18, SU-24, SU-30 Optical: SU-35
Evaluation unit (EVU)	Computer-aided yarn fault evaluation
Foreign matter sensor (option)	MicroEye (MCE)
Maximum drums	84 drums with one CU
Power supply	85 to 264V and 50/60Hz
Power consumption	350VA
Size and weight of CU	340 (W) × 250 (H) × 440 (D), 19kg
Major Functions	
Clearing of yarn faults	Nep; slub; long and short thick places; long and short thin places
Class cut clearing	Nep and slub faults only, by 80 basic divisions
Clearing of foreign matters	Short foreign matter (DMS) and long foreign matter (DML) with MicroEye (option)
Drum interruption by alarm	Count variation (YCM); chained slubs and neps (IPM); continual faults (YFM)
Classification	Classifying yarn faults by size (the same function as CLASSIFault TRI CHORD flex)
Automatic gain control	Individual regulation at each drum (including automatic material number measurement)
Joint control	Checking splice/knot; adjustable sensitivity
Others	Preventions against yarn wrapping around a drum and against a splicing/knotting device trailing a lower yarn; clearing of fancy yarn, e.g. slub yarn etc.
Range of Cleaning Limits (for both types of SU)	
Material/Formation number	1.0 to 12.0 (0.1)
Applicable yarn count	Depending on a type of SU (see page 2)
Nep	+50 to +890% (10%), OFF; 1 to 15mm (1mm)
Slub	+50 to +890% (10%), OFF; 1 to 20cm (0.1cm)
Short thick place	+ 5 to + 99% (1%), OFF; 1 to 200cm (1cm)
Long thick place	+ 5 to + 99% (1%), OFF; 5 to 200cm (1cm)
Short thin place	-5 to - 90% (1%), OFF; 1 to 200cm (1cm)
Long thin place	-5 to - 90% (1%), OFF; 5 to 200cm (1cm)
Cleaning Report (on each group and each drum)	
Clearings	Number of clearing and YCM cuts, in actual number and averaged number per 100km
Alarms	Number of drum halts by YCM etc., in actual number only
Extension cuts	Number of cuts by MicroEye etc., in actual number and averaged number per 100km
Startup cuts	Number of cuts during startup periods, in actual number only
Winding Speed	
300 to 2000 m/min (10m) by auto-speed system and also by manual setting	
Setting of MicroEye	
DMS	5 to 50% (1%), OFF; 2 to 20mm (1mm)
DML	5 to 50% (1%), OFF; 10 to 99mm (1mm)
Options	
MicroEye (MCE)	Detecting colored foreign matters
Printer	Mini thermal dot printer ; 154(W) × 66.3(H) × 129(D)mm, 490g



KEISOKKI KOGYO CO., LTD.

2-12-7, Meishin-cho, Amagasaki-shi, Hyogo-ken, 661-0021 Japan
 tel: 81-6-6428-7821 fax: 81-6-6428-7825